

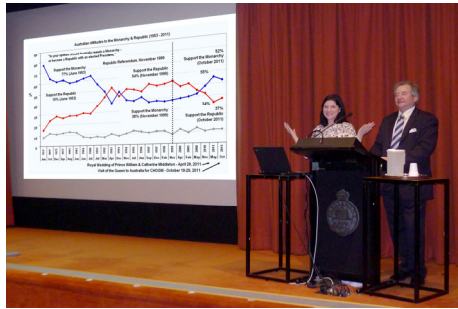
“Australia’s Constitutional Future: Challenges for the Monarchy in a globally connected world”

Presented to
Australians for Constitutional Monarchy
November 8, 2011

Presented by
Gary Morgan, Michele Levine & Julian McCrann
Roy Morgan Research Pty. Ltd.



Professor David Flint



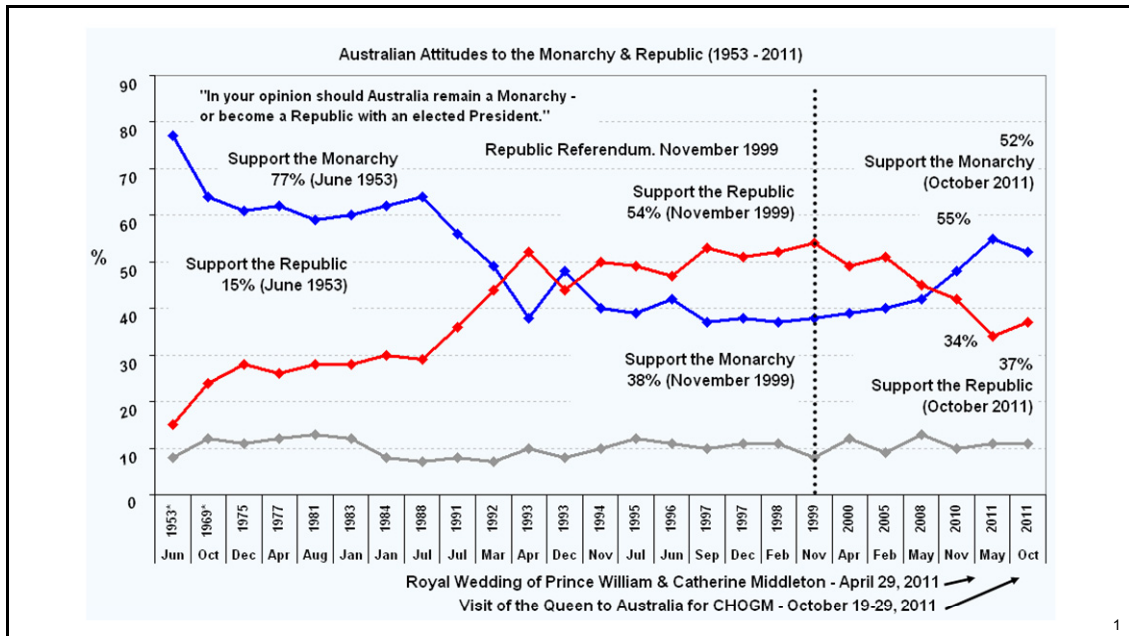
Michele Levine and Gary Morgan



Michele Levine

A month ago, just before the Queen’s visit, Roy Morgan Research presented Australians’ views about the Monarchy. A clear majority of Australians were in favor of a [Monarchy Vs a Republic \(55% Vs 34%\)](#), but the subject was of low interest and low importance. We said there was no immediate threat to the Monarchy, but that a crisis could change that situation at any time.

The most recent [Morgan Poll done on October 25/26 2011](#) during the Queen’s visit showed support for the [Monarchy down 3% to 52% with support for a Republic at 37%](#). (See Appendix 1).



That’s hardly a crisis, indeed if a Referendum were held today, the result would be the same as the 1999 Republic Referendum that we did have, **Australia would remain a constitutional monarchy – and by a clear margin.**

However, in the last month we have seen not only the Queen's visit to Australia for CHOGM but also:

- The European crisis deepening – with the second bailout of Greece and fears for Italy;
- The beginning of protests in the streets and the emergence of a global protest movement: Occupy Wall St, Occupy Sydney, Occupy Melbourne, Occupy Brisbane etc. And just last weekend there were major protest marches in the streets of London;



- Deaths in Afghanistan of Australian soldiers (creating a massive swing in public opinion in favor of [withdrawal of Australian troops – now Morgan Poll 72%, up from 40% in May](#)), See Appendix 2;

Roy Morgan Research

MORGAN POLL on AFGHANISTAN

There are two questions

“Do you think it is now time for Australian troops to be withdrawn from Afghanistan?”

72% said “Yes, withdraw”
21% said, “No, don’t withdraw”

“Is it now time for US troops to be withdrawn from Afghanistan?”

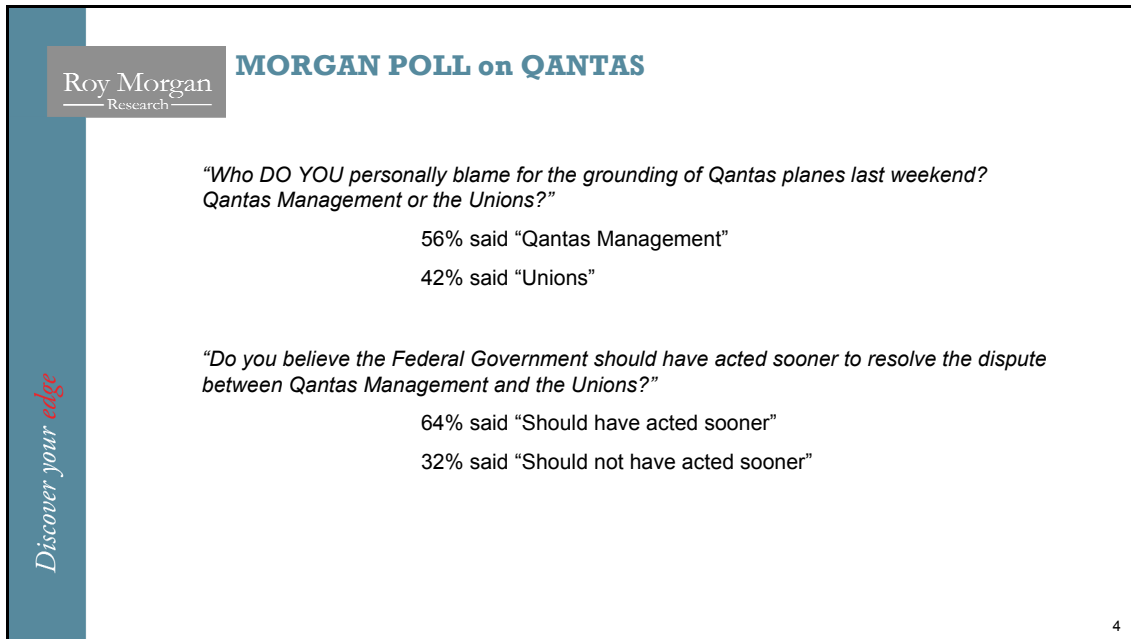
63% said “Yes, withdraw”
23% said “No, don’t withdraw”

Discover your edge

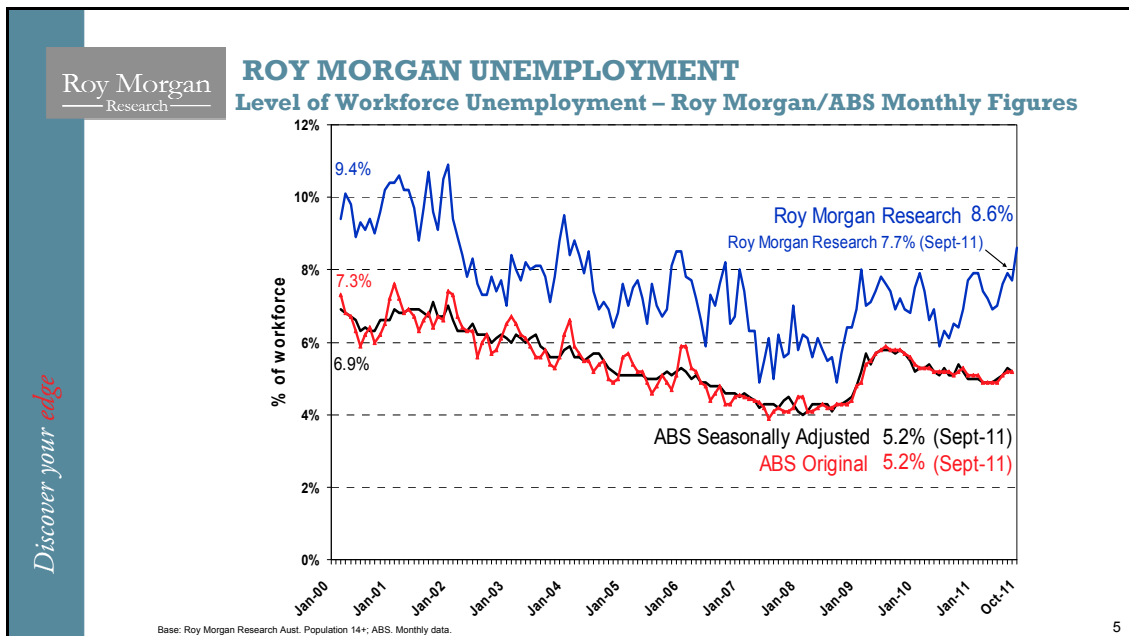
3

- Iron-ore prices have slumped 30% since August and prices for other metals are coming down;
- The States' rights debate heating up over the mining tax and coal seam gas;
- The RBA has cut interest rates for the first time in more than 2 years;

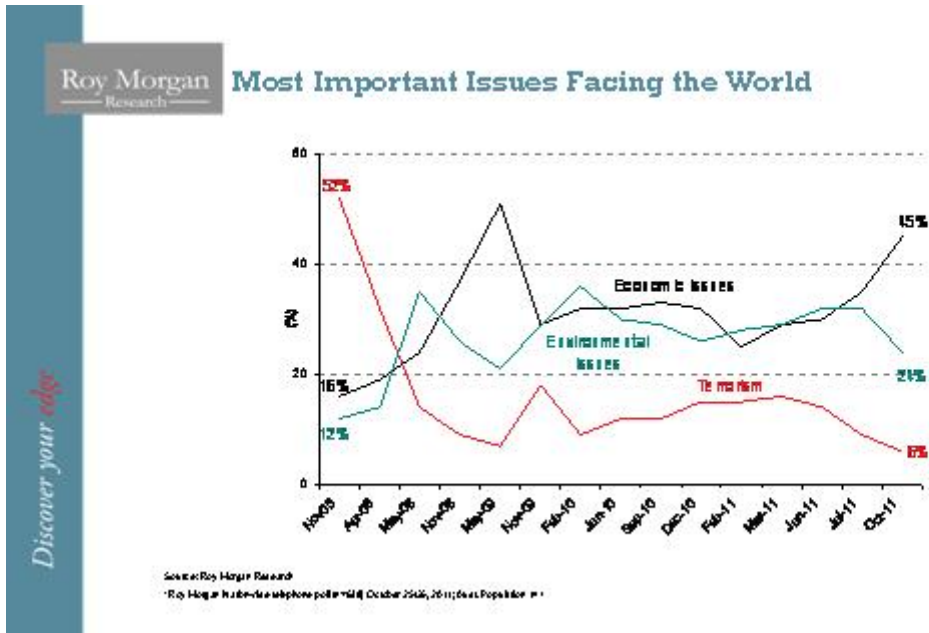
- The Qantas dispute resulting in grounding of all planes and thousands of stranded travelers and huge compensation costs – ([Australians were divided on who to blame – 56% blamed Qantas management, 42% the Unions](#)), but a 64% majority said Government should have acted sooner according to the Morgan Poll conducted November 2/3) See Appendix 3.



- Big rise in unemployment: On Thursday the [Monthly Roy Morgan Unemployment Survey reported a substantial increase in October unemployment \(up 0.9% to 8.6%\)](#). Most economy ‘watchers’ like Robert Gottliebsen (Business Spectator) have been expecting this for some months – and the RBA was right last week when they said unemployment had to rise. We believe the high level of unemployment was not apparent earlier because of the large number of people, paid and unpaid, involved in floods assistance.

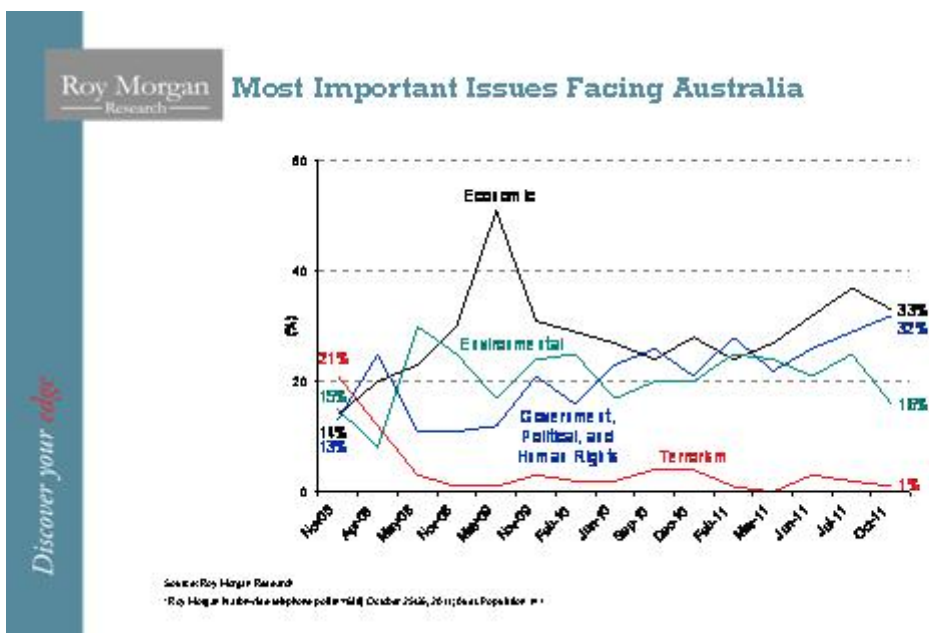


In 2005 the biggest issue facing the World and Australia was terrorism/security. By mid 2008 the big issue was environment, climate change, water. Then we had the GFC – Global Financial Crisis and economic issues became crucial. In May 2009: 50% of Australians considered the economy the biggest problem. As the first panic over the GFC subsided concerns about things economic subsided a little and concerns about the environment and terrorism and war and conflict began to return.



Today - data collected in late October, just before Qantas grounded its fleet – shows a clear return to concerns about the economy on a global basis. Now 45% of Australians believe the most important issue facing the world today is the economy; well ahead of environmental issues at 24% and terrorism and war at 6%.

When it comes to the most important problem for Australia the data shows concern about the economy has ‘come off the boil’ – only 33% now see the economy and all things economic as the most important issue facing Australia – this is down 4% since July 2011. This decrease is driven predominantly by a decrease in concern over the Carbon Tax– down from 12% in July 2011 to only 5% now (4% against and 1% for). However within the bundle of economic issues unemployment as Australia’s most important problem has increased from 2% to 5% (the highest since February 2010).



Concerns about the environment have been decreasing slowly but surely all this year and the environment including climate change and the Carbon Tax is now seen by only 16% of Australians as the most important issue facing the country. Indeed if we exclude the carbon tax - ie the 5% of Australians who consider the Carbon Tax the main problem facing Australia (4% against and 1% for) - only 11% of Australians consider environmental issues to be the most important problem facing Australia.

The ‘sleeper’ issue we have been watching for some months now – **the ‘softer’ issue of ‘Government, politics and human rights’** has risen in the Australian public’s list of concerns (up 3% to 32%) to be almost equally important to the economy. This increase is predominantly driven by **increased concerns about refugees and asylum seekers**. In fact the issue of refugees and asylum seekers is now the largest single issue for Australians – with 14% of Australians (up from 5% in July 2011) seeing it as the most important problem facing Australia.

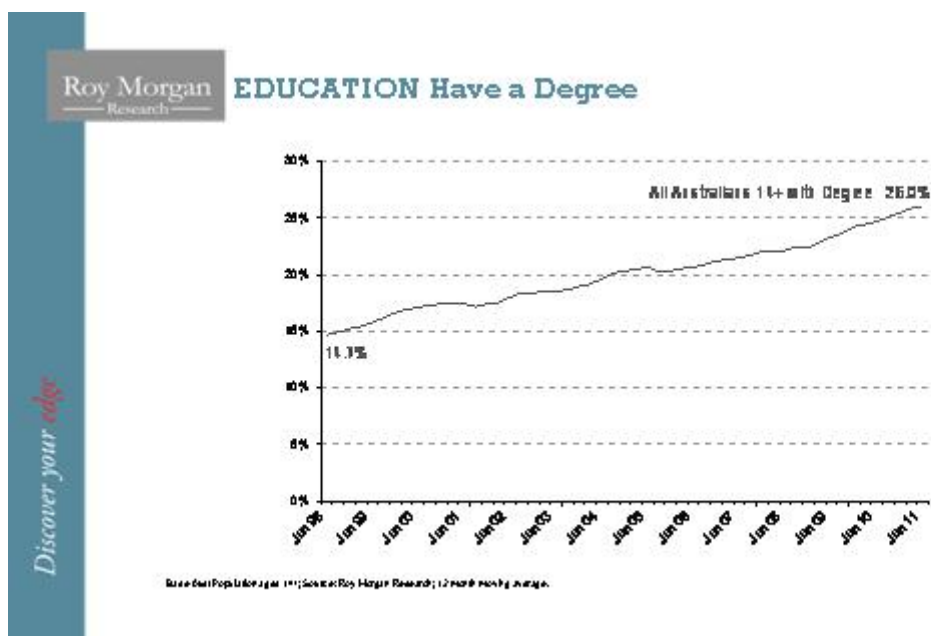
So we have seen some real issues emerging.

Of course all these issues are emerging within a broader societal context, and need to be understood within the changing nature of Australia. More than 10 years ago, Roy Morgan Research and many others anticipated that Australia would change, that Australians would face an increasingly complex society with a whole range of different opportunities and threats. For instance the role of women has changed and changed society, technology, education, work, leisure, wealth distribution etc - and those changes have made all the difference.

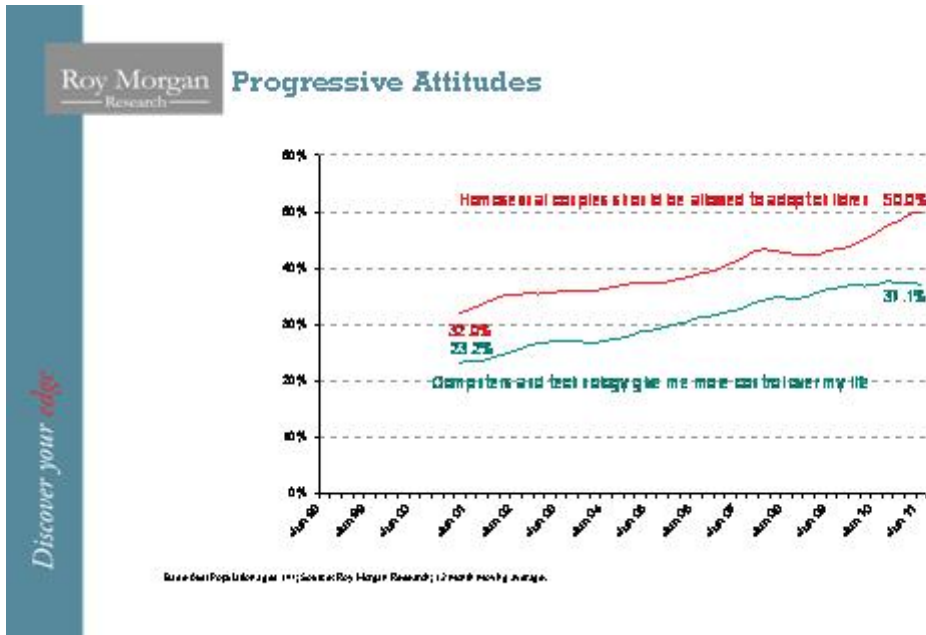
For more than a decade Roy Morgan Research has have been tracking all these and other issues based now on well over 700,000 personal interviews with people from all over Australia.

Roy Morgan data clearly shows that the last decade or so has been a time of great change and we hope in the next ten minutes to show that these changes form the context within which today’s issues exist.

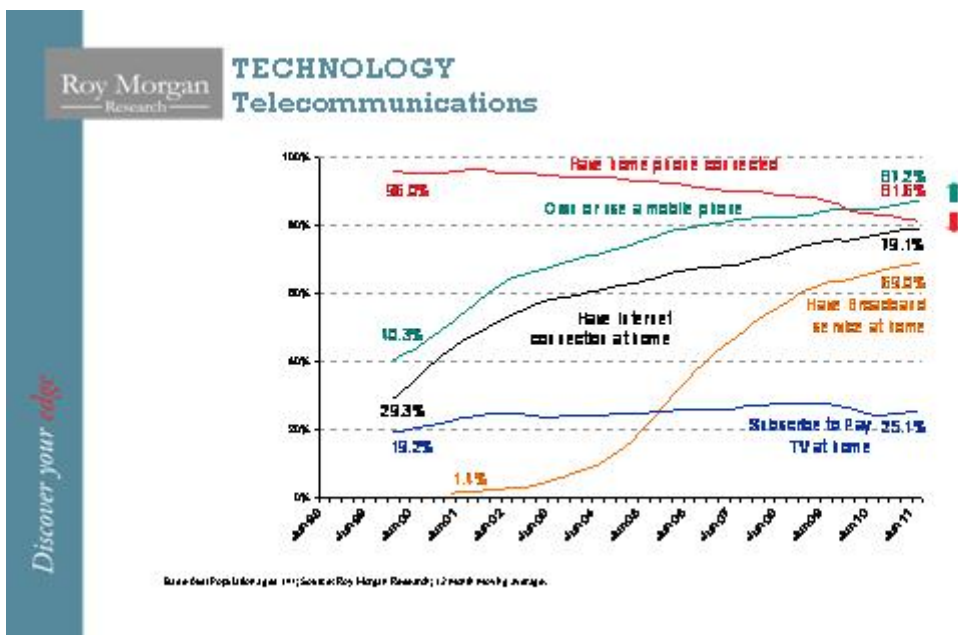
We are better educated. The change in education levels is dramatic. **Australians have gone from tertiary education levels of about 15% 10 or 15 years ago up to 26% today.** (This is people aged 14+, so many are still at school.). We all understand there are far reaching consequences of this change in education levels – not only for how long kids stay at home, adding to the high cost of education for parents but also associated longer engagement of parents with adult kids. There are implications for the work Australians can and want to do, the level of understanding and critical scrutiny that can be expected from the population about all kinds of issues.

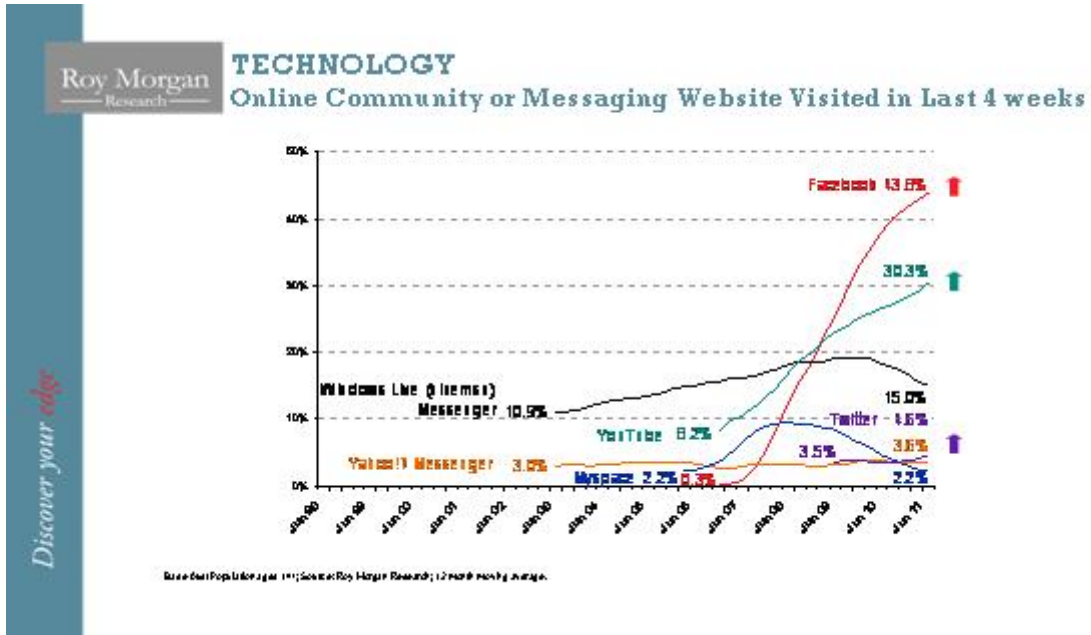


As a nation, **Australians are also much more open-minded and 'liberal'** on issues like whether homosexuals should be allowed to adopt children (50% now say yes, up from 32% a decade ago). It is unlikely the Gay Marriage debate will go away.



We are also seeing really strong growth in support for technology and the recognition of the value it adds to our lives (37% now believe computers and technology give them more control over their lives, up from 23% a decade ago). We are more connected: mobile telephones (87%) have overtaken land lines (82%); the majority of Australians (54%) engage in community/messaging sites like Facebook. As a nation we are much more focussed on finance. Superannuation, asset management, wealth creation and protection are becoming increasingly important to us Australians. More people are thinking about and worrying about the economy, their shares and what companies are doing. Australians are much more financially aware and corporately aware than ever before. We are thinking more about what companies are doing as companies - their profitability, their wealth, we think of them as businesses, rather than just as suppliers of goods.





14

We believe the big issues and themes to watch are:

Roy Morgan Research

BIG ISSUES

- Unemployment
- Australia's Position in the Asian Region
- Australia's Position in the Global Economy
- Global Competitiveness Vs Australian Jobs
- Asylum Seekers & Border Control
- Corporate Greed & Growing Public Service

Any of these could cause a Constitutional Crisis!

Discover your edge

15

Unemployment – With an [8.6% unemployment rate and almost 1.9 million people unemployed or underemployed](#) in October unemployment is a real issue. And 5% of Australians consider unemployment the biggest problem facing the country.

Australia's position in the Asian Region The majority of Australians (57%) believe 'Globalisation brings more problems than it solves', however there is little we can do about it and as pointed out in [our paper presented at the 2nd Asian Law and Practice Conference - Engaging the Asian Economies](#), there is no question that Asia will hold the key to the economic future of the World for years to come. And while it is crucial to recognise that Asia is not one homogenous entity (culturally, politically, militarily, ethnically and industrially the differences between countries in Asia is extraordinary), it is just as crucial to recognize the commonality that unifies Asia- the drive for commercial success.

Asian nations may well compete with each other, but they all know that this is their great collective opportunity. Everywhere you go, boardrooms and dining rooms are abuzz with talk of “the Asian century”, “our time has come”, “we have a common future”. When you set aside the jingoism, the frenzy and the emotion, you will see that bilateral and multilateral ties are being strengthened as we speak, within the region.

Every single country in Asia is an attractive market from one or another Australian perspective. But in real terms, Big 3: China, India and Indonesia, will drive the region and the world forward. It is the rapid change in these developing market - where new consumers are emerging out of poverty by the millions, where electricity and sanitation, roads and bridges, hospitals and schools, dams and power plants, are all still in short supply - where the appetite for just about everything is nothing short of voracious. However these three will also be the centre of attention for other Asian giants like Japan and South Korea, the old “tiger economies” of Thailand, Malaysia and Singapore. Increasingly, they will all feed and feed off each other. They aren’t just talking about it. Slowly but steadily bilateral trade within Asia is growing, as new consumers multiply.

In a brief discussion with Sidney Myer of Asia Link, he made the important point that for every dialogue Australia is involved in there are 4 such dialogues in Asia that we are not involved in. For Australia, these are challenging times.

Australia’s position in the global economy – an economy at best distressed, at worst in meltdown. The data on [Australian Consumer Confidence \(up to 116.8\)](#) shows that many Australians are seeing Australia as somehow immune to the troubles facing many countries around the world. So far, our mining or resources boom has protected us from the worst of the GFC. However we are beginning to see threats to that security through downward pressure on resource prices; and as the Government seeks to ‘balance’ the internal economy through legislation we anticipate there will be substantial debate and concern arising over the Mining Tax and its implications for States’ rights, as well as resource nationalisation, and global competition for capital and overseas investment.

A key issue resulting from globalisation is **Global competitiveness Vs Australian jobs** – exemplified by the Qantas dispute, Holden moving design operations off-shore and BlueScope closing some of their Australian operations. This is not a new issue. We have seen many thousands of telemarketing jobs go overseas. Data management and IT support and development operations have been outsourced for years, with no backlash from the Unions and Government and little from the people. However in tough economic times with growing unemployment and an ever increasing flow of jobs outside the country to cheaper more flexible workforces in other countries, ‘the straw that will break the camel’s back’ cannot be too far away.

No-one is serious about productivity gains!

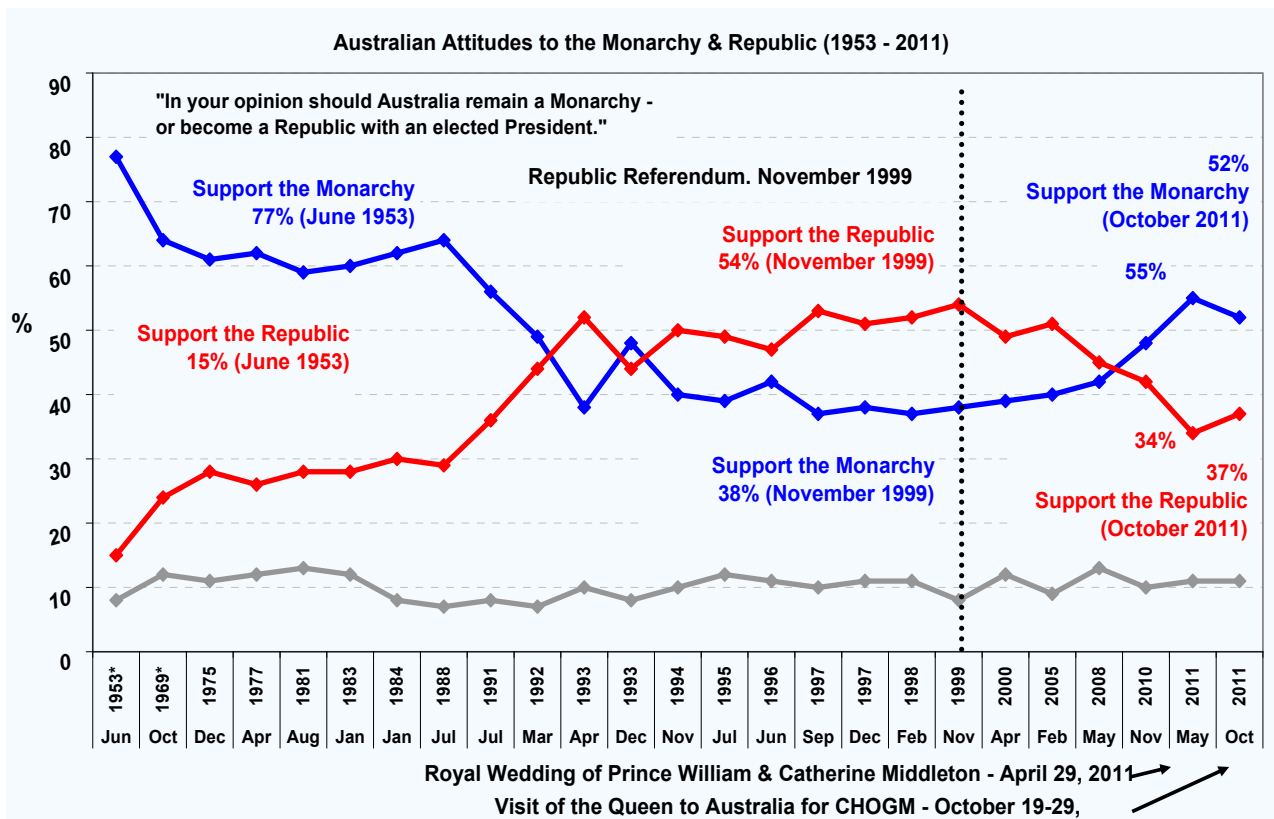
Asylum seekers, refugees and the border control issue. This increasingly important issue is unlikely to be resolved to the content of all Australians in any simple way. The issue has become inextricably intertwined with party politics and the real issues that need to be discussed covered over with the language of political correctness. Humanitarian concerns come up against prejudice, envy, and fears of all kinds. At best this will be a ‘festering sore’ for Australia for sometime, however if unemployment increases and we see more protests and social disruption, especially race related problems, this issue will escalate out of control.

Corporate greed and the growth in the Public Service. As unemployment becomes uppermost in the minds of Australians within a tumultuous and uncertain global environment it is likely that any segment of society seen to be taking more than their fair share or **not being accountable** will come in for criticism. Whether an escalation of this issue is triggered by excessive bank profits or remuneration packages, or the Australian Tax Commissioner wanting a 58% salary increase from \$500K to \$800K, unions demanding exorbitant overtime payments, tax evasion through the cash economy, or suggestions for increasing Parliamentarians' remuneration or simply the gradual increase in the size of Canberra and more generally Public Service employment and conditions set against growing Private Sector unemployment and insecurity- there is growing public disquiet that could be inflamed at any time.

Any one of these things could cause a Constitutional crisis.

The Monarchists would have us believe that's why we need a Monarchy; the Republicans would have us believe otherwise. **But today the question must be whether our current political system and its Constitutional Monarchy are 'up to the job' and best for Australia.**

APPENDIX 1



This special Morgan Poll was conducted by telephone on the nights of October 25/26 2011, with an Australia-wide cross-section of 638 Australians.

Full Article: <http://www.roymorgan.com/news/polls/2011/4709>

APPENDIX 2

Question 1

"Do you think it is now time for Australian troops to be withdrawn from Afghanistan?"

	Australians 14+		Analysis by Federal Voting Intention						
	May 3/4, 2011	Nov 2/3, 2011	Electors	ALP	L-NP	Greens	Other#	Can't say#	Non Electors
	%	%	%	%	%	%	%	%	%
Agree, withdraw	40	72	70	69	67	80	79	71	77
Disagree, don't withdraw	54	21	23	23	28	11	16	13	16
Can't say	6	7	7	8	5	9	5	16	7
TOTAL	100	100	100	100	100	100	100	100	100

Sample sizes less than 50 should be treated with caution.

Question 2

"Is it now time for US troops to be withdrawn from Afghanistan?"

	Australians 14+		Analysis by Federal Voting Intention						
	May 3/4, 2011	Nov 2/3, 2011	Electors	ALP	L-NP	Greens	Other#	Can't say#	Non Electors
	%	%	%	%	%	%	%	%	%
Agree, withdraw	33	63	62	62	60	64	65	74	82
Disagree, don't withdraw	58	23	25	24	27	20	21	22	12
Can't say	9	14	13	14	13	16	14	4	6
TOTAL	100	100	100	100	100	100	100	100	100

Sample sizes less than 50 should be treated with caution.

This special telephone Morgan Poll was conducted on the nights of November 2/3, 2011, with an Australia-wide cross section of 641 Australians aged 14+ including 525 electors.

Full Article: <http://www.roymorgan.com/news/polls/2011/4717>

APPENDIX 3

Question 1

“Who DO YOU personally blame for the grounding of Qantas planes last weekend? Qantas Management or the Unions?”

	Australians 14+ Nov 2/3, 2011 %	Analysis by Union Membership		Analysis by Federal Voting Intention						
		Yes	No	Electors	ALP	L-NP	Greens	Other#	Can't say#	Non Electors
		%	%	%	%	%	%	%	%	%
Qantas Management	56	76	52	56	71	37	78	56	60	60
Unions	42	22	46	43	28	62	20	40	40	34
Can't say	2	2	2	1	1	1	2	4	-	6
TOTAL	100	100	100	100	100	100	100	100	100	100

Sample sizes less than 50 should be treated with caution.

Question 2

“Do you approve or disapprove of Qantas Management’s decision to ground its planes last weekend?”

	Australians 14+ Nov 2/3, 2011 %	Analysis by Union Membership		Analysis by Federal Voting Intention						
		Yes	No	Electors	ALP	L-NP	Greens	Other#	Can't say#	Non Electors
		%	%	%	%	%	%	%	%	%
Approve	35	28	36	35	24	49	12	34	42	27
Disapprove	61	71	60	62	74	48	79	62	51	66
Can't say	4	1	4	3	2	3	9	4	7	7
TOTAL	100	100	100	100	100	100	100	100	100	100

Sample sizes less than 50 should be treated with caution.

Question 3

“Do you believe the Federal Government should have acted sooner to resolve the dispute between Qantas Management and the Unions?”

	Australians 14+ Nov 2/3, 2011 %	Analysis by Union Membership		Analysis by Federal Voting Intention						
		Yes	No	Electors	ALP	L-NP	Greens	Other#	Can't say#	Non Electors
		%	%	%	%	%	%	%	%	%
Should have acted sooner	64	48	67	62	47	80	42	51	65	78
Should not have acted sooner	32	46	29	34	49	18	54	40	21	13
Can't say	4	6	4	4	4	2	4	9	14	9
TOTAL	100	100	100	100	100	100	100	100	100	100

Sample sizes less than 50 should be treated with caution.

This special telephone Morgan Poll was conducted on the nights of November 2/3, 2011, with an Australia-wide cross section of 641 Australians aged 14+ including 525 electors.

Full Article: <http://www.roymorgan.com/news/polls/2011/4716>

APPENDIX 4

These findings come from a special Roy Morgan survey conducted in Australia on attitudes towards issues facing **Australia** and the **World** in the future.

An Australia-wide cross-section of 638 men and women aged 14 or over was interviewed by telephone on the nights of October 25/26, 2011. Respondents were asked: “*Firstly, what do you think is the most important problem facing the **World** today?*” and “*What do you think is the most important problem facing **Australia** today?*”

The research conducted was both **qualitative** (in that people were asked to use their own words) and **quantitative** (in that the ‘open-ended’ responses were analysed and ‘coded’ so that the results could be counted and reported as percentages).

Full Article: <http://www.roymorgan.com/news/polls/2011/4716>

Most Important Problem Facing Australia

Australia

	Nov 2009 %	Feb 2010 %	June 2010 %	Sept 2010 %	Dec 2010 %	Feb 2011 %	Mar 2011 %	June 2011 %	July 2011 %	Nov 2011 %
The Economy/ Economic problems/ Interest rates	14	14	12	11	8	5	6	8	9	9
Financial problems/ Money issues	-	-	-	-	1	2	1	1	2	3
Cost of living issues/ Rising prices/ Inflation	-	-	-	-	3	2	5	6	4	2
Banks/ Bank interest rates	-	-	-	-	1	1	*	1	*	1
Taxation – Mining Tax, Resource Tax etc.	-	-	5	*	1	2	2	1	1	1
Housing affordability	-	-	-	-	1	*	1	1	*	*
(SUB TOTAL) Total Financial Issues/ Cost of living	14	14	17	11	14	11	15	15	15	15
Approve Carbon Tax	-	-	-	-	-	-	*	1	2	1
Disapprove Carbon Tax	-	-	-	-	-	-	2	4	10	4
Total Carbon Tax	-	-	-	-	-	-	2	5	12	5
Unemployment	8	6	4	4	3	2	3	3	2	5
Poverty, the gap between rich and poor	4	4	2	2	2	3	1	2	2	2
Farming/ Cut food imports and support our farmers	-	-	-	-	1	1	1	1	*	1
Foreign ownership & investment/ Selling our assets	-	-	-	-	2	1	2	2	1	1
Homelessness/ Lack of housing	-	-	-	-	1	1	-	1	1	1
Over-population	3	3	2	3	1	2	2	2	1	1
Transport/ Transport infrastructure/ Road & rail	-	-	-	-	1	1	*	1	1	1
Globalisation/Fairer world trade	1	1	1	2	1	1	1	-	*	*
General Infrastructure/ Energy, Water, Internet etc.	-	-	-	2	1	2	*	*	*	-
Industrial relations reforms	-	-	-	*	-	-	-	-	-	-
Total Economic/ Financial issues (Including Carbon Tax)	31	29	28	24	28	24	27	32	37	33
Refugees and Asylum problems	7	3	6	7	5	8	6	9	5	14
Government, Political system & leadership, Julia Gillard	5	4	8	11	8	9	7	9	16	13
Immigration/ Immigration policy	6	6	6	4	4	6	4	5	3	3
Religion, Religious fundamentalism	*	*	1	1	1	-	*	*	1	1
Aboriginal Issues/ Health/ Rights	-	-	1	*	1	1	1	1	1	*
Human rights	*	-	*	*	1	-	1	-	*	*
Intolerance/Discrimination	-	*	*	1	*	*	*	-	-	*
Multiculturalism/ Integration/ Assimilation	1	1	1	1	1	3	2	1	1	*
Racism/Racial tensions	1	*	1	1	1	1	1	1	1	*
Total Government/ Politics/ Immigration/ Human Rights	21	16	23	26	21	28	22	26	29	32
Climate Change/ Global warming	13	11	8	9	9	8	9	10	8	7
Approve Carbon Tax	-	-	-	-	-	-	*	1	2	1
Disapprove Carbon Tax	-	-	-	-	-	-	2	4	10	4
Total Carbon Tax	-	-	-	-	-	-	2	5	12	5
Famine/ Food shortages	*	-	-	*	*	*	1	*	*	1
Other Environmental issues	3	3	4	4	3	3	2	2	2	1
Water conservation	5	7	4	5	5	2	3	1	1	1
Climate change concerns are exaggerated	-	-	-	-	-	-	-	-	-	*
Natural disasters – Floods, Earthquakes	-	-	-	-	2	11	7	1	*	*
Pollution/ Rubbish	-	-	-	-	1	*	*	*	1	*
Drought	3	3	1	1	1	-	*	1	*	-
Total Environmental Issues (EXCLUDING Carbon Tax)	24	25	17	20	20	25	22	16	13	11
Total Environmental Issues (INCLUDING Carbon Tax)	24	25	17	20	20	25	24	21	25	16
Crime/ Law & Order	*	1	1	1	1	1	1	1	1	1
Educational issues	3	2	1	2	3	2	2	2	1	1
Social apathy/Family breakdowns/ Selfishness/Moral decline	2	1	1	2	1	2	1	1	2	1
Youth issues (Homelessness/ Apathy etc.)	2	1	1	1	1	1	-	1	1	1
Anger/Violence/Aggression	*	2	1	1	1	*	1	1	*	*
Corporate greed	-	-	-	-	-	-	-	-	-	*
Corruption	*	*	*	*	*	-	-	*	-	*
Drugs and drug abuse	1	1	1	1	*	*	1	1	*	*
Greed/ Materialism	1	1	1	1	1	1	*	*	1	*
Total Social Issues	9	10	7	10	8	7	6	6	6	5
Other health issues	*	2	2	7	5	4	4	3	3	4
Hospitals	2	4	4	-	1	1	1	*	1	1
Total Health Issues	2	6	6	7	6	5	5	3	3	5
Sustainable management of natural resources	-	-	-	-	1	1	1	1	1	2
Energy crisis	1	*	1	1	1	*	-	1	1	1
Depletion of fossil fuels	*	*	*	-	*	-	*	*	*	-
Petrol prices	-	*	*	-	-	-	*	*	*	-
Total Energy Crisis/ Depletion of Fossil Fuels/Petrol Price	1	*	1	1	2	1	1	2	2	2
Security, Safety	-	1	1	1	1	*	-	1	*	1
Terrorism	1	*	1	*	*	-	-	1	*	*
Wars and conflicts	1	1	1	1	1	*	*	1	1	*
Relations with other countries	*	*	*	1	1	-	*	*	*	-
World Peace	-	-	-	-	*	-	-	-	-	-
Total Terrorism/Wars/Security/Safety	3	2	2	4	4	1	*	3	2	1
Ties to the USA	-	-	-	-	*	*	-	*	-	-
Other	5	6	7	3	3	2	10	6	2	4
Can't say	5	7	7	5	8	7	7	7	6	7
TOTAL	100	100	100	100	100	100	100	100	100	100

*Less than 1%.

Most Important Problem Facing the World

The World

	Nov 2009 %	Feb 2010 %	June 2010 %	Sept 2010 %	Dec 2010 %	Feb 2011 %	Mar 2011 %	June 2011 %	July 2011 %	Nov 2011 %
The Economy/ Economic problems/ Interest rates	9	15	15	12	13	8	6	9	16	21
Financial problems/ Money issues	-	-	-	-	2	1	2	2	3	5
Cost of living issues/ Rising prices/ Inflation	-	-	-	-	1	2	4	2	2	2
Banks/ Bank interest rates	-	-	-	-	*	-	-	*	*	*
Housing affordability	-	-	-	-	*	-	-	*	*	-
Taxation – Mining Tax, Resource Tax etc.	-	-	1	-	*	*	1	*	*	-
(SUB TOTAL) Total Financial Issues/ Cost of living	9	15	16	12	17	11	12	14	22	28
Poverty, the gap between rich and poor	13	9	10	13	9	8	9	9	8	10
Over-population	4	6	4	7	3	5	5	5	4	3
Unemployment	2	2	1	2	3	1	2	1	1	2
Approve Carbon Tax	-	-	-	-	-	-	-	*	*	*
Disapprove Carbon Tax	-	-	-	-	-	-	*	1	1	1
Total Carbon Tax	-	-	-	-	-	-	*	1	1	1
Farming/ Cut food imports and support our farmers	-	-	-	-	*	-	-	-	*	*
Foreign ownership & investment/ Selling our assets	-	-	-	-	*	-	*	*	*	*
Globalisation/Fairer world trade	*	1	1	1	*	1	*	*	*	*
Homelessness/ Lack of housing	-	-	-	-	*	*	1	*	*	*
General Infrastructure/ Energy, Water, Internet etc.	-	-	-	-	*	-	-	*	-	-
Industrial relations reforms	-	-	-	-	-	-	-	-	-	-
Transport/ Transport infrastructure/ Road & rail	-	-	-	-	-	-	*	-	-	-
Total Economic/ Financial issues (Including Carbon Tax)	29	32	32	33	32	25	29	30	35	45
Climate Change/ Global warming	19	24	17	19	17	17	16	23	18	13
Famine/ Food shortages	4	3	2	4	3	3	4	3	5	5
Other Environmental issues	4	7	8	6	5	3	4	3	4	3
Approve Carbon Tax	-	-	-	-	-	-	-	*	*	*
Disapprove Carbon Tax	-	-	-	-	-	-	*	1	1	1
Total Carbon Tax	-	-	-	-	-	-	*	1	1	1
Climate Change concerns are exaggerated	-	-	-	-	-	-	-	-	-	1
Natural disasters – Floods, Earthquakes	-	-	-	-	*	5	3	1	1	1
Pollution/ Rubbish	-	-	-	-	1	-	1	2	2	1
Water conservation	2	2	1	1	1	1	1	*	*	*
Drought	-	*	*	-	-	-	-	-	*	-
Total Environmental Issues (EXCLUDING Carbon Tax)	29	36	30	29	26	28	29	31	30	24
Total Environmental Issues (INCLUDING Carbon Tax)	29	36	30	29	26	28	29	32	32	24
Corporate Greed	-	-	-	-	-	-	-	-	-	2
Greed/ Materialism	2	3	2	1	2	3	2	2	3	2
Social apathy/Family breakdowns/ Selfishness/Moral decline	1	1	1	2	1	2	2	1	2	2
Corruption	1	*	*	*	*	-	1	1	*	1
Crime/ Law & Order	-	1	1	1	-	1	1	1	1	1
Drugs and drug abuse	*	1	1	*	1	*	1	*	*	1
Youth issues (Homelessness/ Apathy etc.)	2	1	1	1	1	*	-	*	*	1
Anger/Violence/Aggression	1	*	1	1	*	2	1	1	1	*
Educational issues	1	*	1	1	1	1	*	*	*	*
Total Social Issues	7	7	8	9	7	8	6	6	8	9
Government, Political system & leadership, Julia Gillard	2	1	1	1	3	3	2	2	4	2
Religion, Religious fundamentalism	3	1	2	2	1	3	2	1	1	2
Intolerance/Discrimination	*	1	*	*	*	1	1	*	*	1
Refugees and Asylum problems	3	1	1	1	1	*	1	1	1	1
Immigration/ Immigration policy	1	1	*	1	*	1	*	1	*	*
Racism/Racial tensions	-	1	1	*	*	1	*	*	*	*
Aboriginal Issues/ Health/ Rights	-	-	-	-	-	-	-	-	-	-
Human rights	1	*	*	*	1	*	*	*	*	*
Multiculturalism/ Integration/ Assimilation	*	*	*	*	*	1	1	*	*	-
Total Government/ Politics/ Immigration/ Human Rights	9	5	5	5	6	10	7	6	8	6
Wars and conflicts	12	6	8	7	8	10	11	9	5	4
Terrorism	6	2	4	4	4	3	2	3	2	1
World Peace	-	-	-	-	2	2	2	1	1	1
Relations with other countries	-	*	-	-	*	-	*	*	*	*
Security, Safety	*	1	*	1	1	*	1	1	*	-
Total Terrorism/Wars/Security/Safety	18	9	12	12	15	15	16	14	9	6
Sustainable management of natural resources	-	-	-	-	*	1	1	*	1	1
Depletion of fossil fuels	1	*	1	*	*	*	1	*	*	*
Energy crisis	*	1	1	1	1	1	1	1	1	*
Petrol prices	*	-	*	*	-	*	*	*	-	*
Total Energy Crisis/ Depletion of Fossil Fuels/Petrol Price	1	1	2	2	2	3	3	1	2	2
Other health issues	*	2	1	3	2	2	2	2	1	1
Hospitals	2	1	1	-	1	*	*	1	*	-
Total Health Issues	2	3	2	3	3	2	2	3	1	1
Ties to the USA	-	-	-	-	*	-	-	*	-	*
Other	2	2	4	2	4	4	4	4	2	1
Can't sav	2	5	4	5	5	5	6	4	5	6
TOTAL	100	100	100	100	100	100	100	100	100	100

*Less than 1%.