

Monday, 7 December 2020

No 'second honeymoon' for PM Ardern with Labour support dropping after NZ Election as Greens & Act NZ gain

There has been no 'second honeymoon' for Prime Minister Jacinda Ardern after securing an easy victory at October's General Election with support for Labour dropping 6% points to 44% in November – the lowest support for Labour since March 2020.

However, support for 'Cooperation Agreement' partners the Greens has experienced a post-election bounce and increased 4.6% points to 12.5% as the Party accepted two Ministerial portfolios for co-leaders James Shaw and Marama Davidson as part of the agreement with Labour.

Support for the main opposition National Party is at 25.5%, virtually unchanged from their election result of 25.6% but support for Act NZ has increased **strongly to a record high of 10.5%**, up 2.9% points. Support for the Maori Party is now at 1%, virtually unchanged from their election result of 1.2%.

This latest New Zealand Roy Morgan Poll on voting intention was conducted by telephone – both landline and mobile – with a NZ-wide cross-section of 939 electors during November. Electors were asked: *"If a New Zealand Election were held today which party would receive your party vote?"* Of all electors surveyed 3% didn't name a party.

Support for Labour/Greens at 56.5% is well ahead of National/Act NZ/Maori Party on 37%

In November 56.5% of electors supported the Labour/Greens governing partnership, down 1.4% since the Election on October 17, 2020. The governing parties were well ahead of the Parliamentary opposition National/ Act NZ/Maori Party on 37%, up 2.7% since the Election.

A small minority of 6.5% of electors support other minor parties outside Parliament.

- Of the parties outside Parliament, The Opportunities Party (TOP) was up 0.5% to 2% in November and New Zealand First was down 1.1% to 1.5%.

New Zealand Government Confidence Rating virtually unchanged at 149.5 in November

Roy Morgan Government Confidence Rating was virtually unchanged at a very high 149.5 in November, up 2pts from 147.5 in October. The majority (69.5%) of New Zealand electors (up 1% since October) said New Zealand was 'heading in the right direction' compared to only 20% (down 1%) who said New Zealand was 'heading in the wrong direction'.

Michele Levine, CEO Roy Morgan, says Prime Minister Jacinda Ardern secured a historic victory in October becoming the first leader to secure a majority of seats in the Mixed Member Proportional system since its introduction in 1996:

"Prime Minister Jacinda Ardern won a resounding victory for Labour at the New Zealand Election in mid-October securing 50.01% of the vote and winning a majority of 65 seats in the 120 seat Parliament.

"Despite winning a majority, Prime Minister Ardern decided to sign a 'Cooperation Agreement' with the Greens to increase the governing majority to 75/120 seats with the Greens co-leaders James Shaw and Marama Davidson securing the Ministries of Climate Change and the Prevention of Family and Sexual Violence outside cabinet.

"It appears the decision for Labour to govern with the Greens may not have been to the favour of all Labour voters with their support dropping 6% points to 44% post-election, its lowest level of support since pre-pandemic in March 2020.

FOR IMMEDIATE RELEASE

"However, the Greens agreement to support a Labour Government and the Ministries they gained as part of the agreement has been positively received with their support increasing to 12.5% after the election, up 4.6% on their election result and their highest level of support in a Roy Morgan New Zealand Poll since mid-2017.

"Support for the main Opposition National is unchanged since the election at 25.5% but there has been a continued surge in support for Act NZ, up 2.9% to 10.5%.

"This is the highest level of support Act NZ have ever received in a Roy Morgan New Zealand Poll stretching back over two decades. The surge in support for Act NZ suggests the libertarian-inclined party may mount a challenge to National's standing on the right of the political spectrum over the next three years under the leadership team of David Seymour and Brooke van Velden.

"Prime Minister Jacinda Ardern secured a majority on the back of a decisive and successful response to the COVID-19 pandemic earlier this year, but with the worst of the crisis apparently now behind us there are many key challenges that await the new Government.

"Key issues facing the Ardern-led Labour Government heading into 2021 are the potential opening of borders with Australia to two-way travel (New Zealanders are already allowed to visit Australia without being subject to quarantine), the need to provide more affordable housing particularly in Auckland and the broader economic recovery from COVID-19 over the next year as vaccines are rolled out around the world."

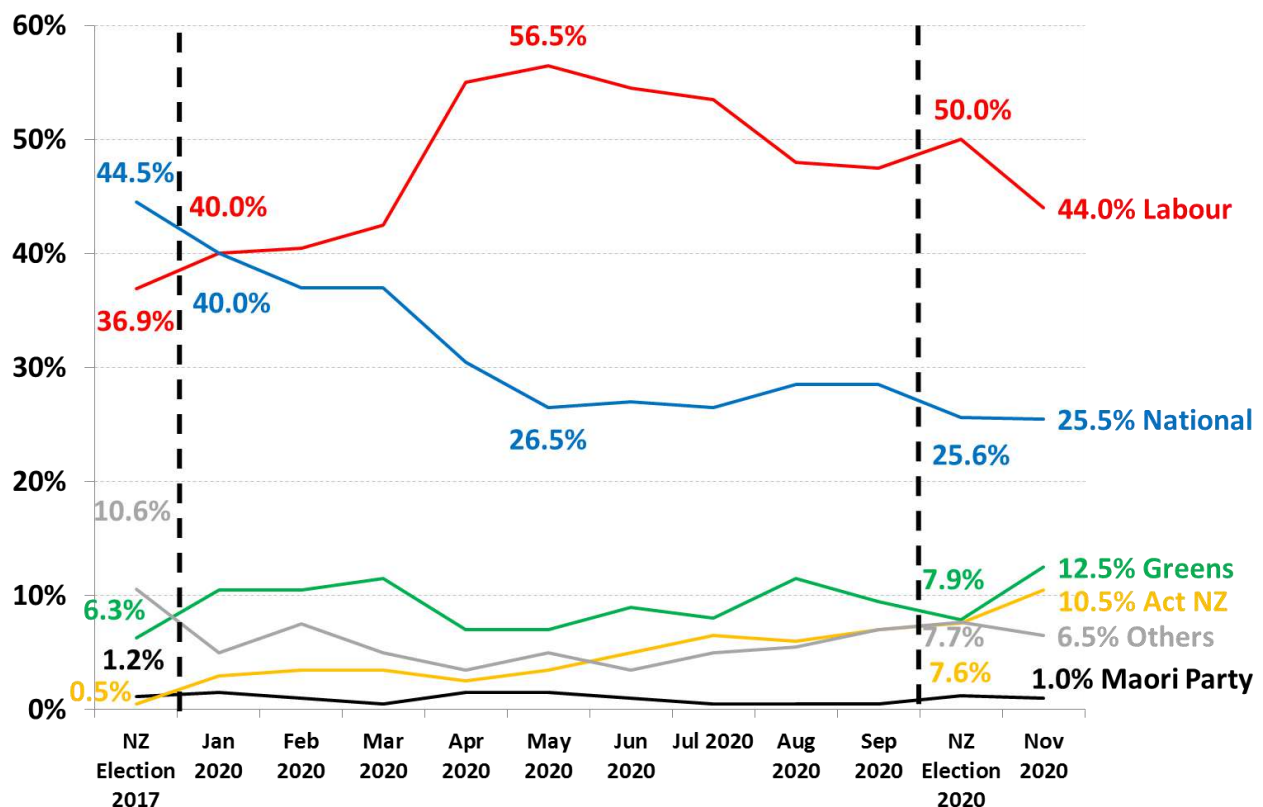
For comments or more information about Roy Morgan's New Zealand Voting Data and profiles of supporters of Labour, National and other parties, please contact:

Roy Morgan Enquiries

Office: +61 (3) 9224 5309

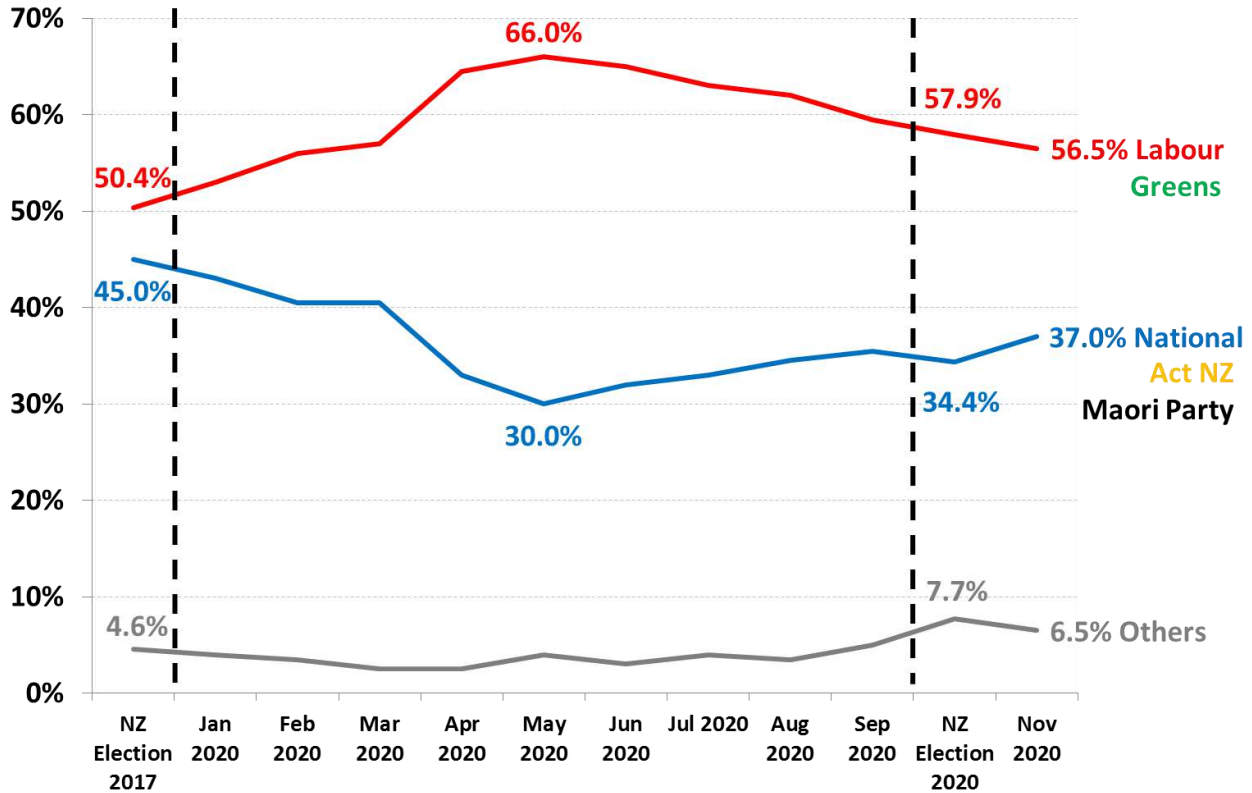
askroymorgan@roymorgan.com

New Zealand Party Vote: 2020



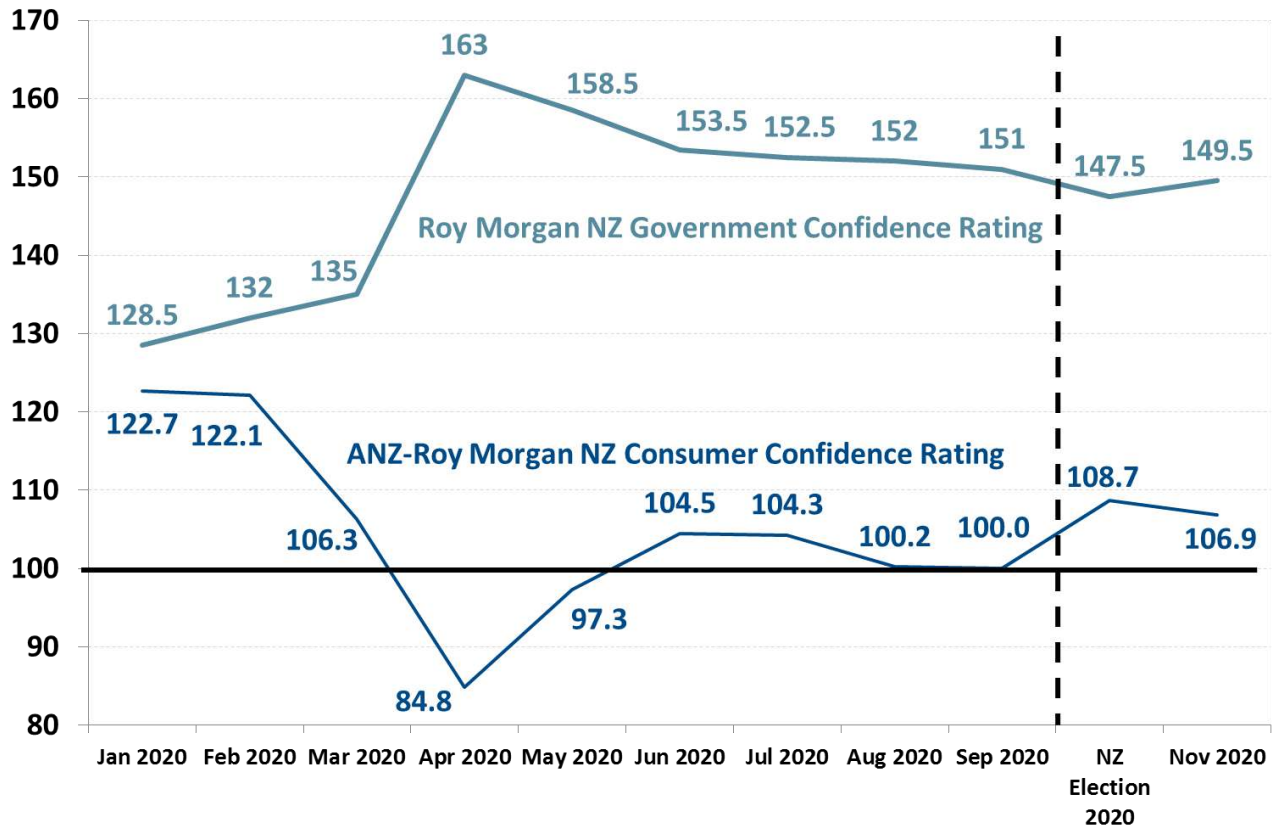
Source: Roy Morgan New Zealand Single Source. January – November 2020. **Base:** New Zealand electors aged 18+. Average interviews per month = 922.

New Zealand Party Vote: NZ Govt. v Parliamentary Opposition



Source: Roy Morgan New Zealand Single Source. January – November 2020. **Base:** New Zealand electors aged 18+. Average interviews per month = 922.

Roy Morgan NZ Government Confidence Rating vs. ANZ-Roy Morgan NZ Consumer Confidence



Source: Roy Morgan New Zealand Single Source. January – November 2020. **Base:** New Zealand electors aged 18+. Average interviews per month = 922.

Voting Intention Summary

The following table compares the latest New Zealand Roy Morgan Polls on Voting Intention with the result from the September 23, 2017 General Election:

PARTY VOTE ELECTIONS	Labour %	Green Party* %	National %	ACT NZ %	Maori Party** %	TOP** %	NZ First %	Other %
October 12, 1996*	28.19	10.10	33.87	6.10	n/a	n/a	13.35	8.39
November 27, 1999	38.74	5.16	30.50	7.04	n/a	n/a	4.26	14.30
July 27, 2002	41.26	7.00	20.93	7.14	n/a	n/a	10.38	13.29
September 17, 2005	41.10	5.30	39.10	1.51	2.12	n/a	5.72	5.15
November 8, 2008	33.99	6.72	44.93	3.65	2.39	n/a	4.07	4.25
November 26, 2011	27.48	11.06	47.31	1.07	1.43	n/a	6.59	5.06
September 20, 2014	25.13	10.70	47.04	0.69	1.32	n/a	8.66	6.46
September 23, 2017	36.89	6.27	44.45	0.50	1.18	2.44	7.20	1.07
October 17, 2020	50.01	7.86	25.58	7.59	1.17	1.51	2.60	3.70
ROY MORGAN								
March 2020	42.5	11.5	37	3.5	0.5	1	3	1
April 2020	55	7	30.5	2.5	1.5	0.5	2.5	0.5
May 2020	56.5	7	26.5	3.5	1.5	1	2.5	1.5
June 2020	54.5	9	27	5	1	1.5	1.5	0.5
July 2020	53.5	8	26.5	6.5	0.5	1.5	1.5	2
August 2020	48	11.5	28.5	6	0.5	1	2.5	2
September 2020	47.5	9.5	28.5	7	0.5	1.5	2.5	3
NZ Election 2020	50	7.9	25.6	7.6	1.2	1.5	2.6	3.7
November 2020	44	12.5	25.5	10.5	1	2	1.5	3

*The 1996 Election was the first New Zealand Election contested via MMP (Mixed Member Proportional). At the 1996 Election the Greens Party contested as part of the "Alliance" political grouping with four other political parties.

**The Maori Party was launched in July 2004. The Opportunities Party (TOP) was launched in November 2016.

Two-Party Preferred: Labour Party-led Government vs. Parliamentary Opposition Parties

	Labour Party-led Government (Labour, Greens)	Parliamentary Opposition Parties (National, Act NZ & Maori)
Election, October 17, 2020*	57.87	34.33

ROY MORGAN NEW ZEALAND POLL 2020

Labour wins the NZ Election and, despite securing a majority of seats in Parliament, signs a 'Cooperation Agreement' with the Greens – October 31, 2020

November 2020	56.5	37
---------------	------	----

*At the 2020 NZ Election the Labour party secured 50.01% of the vote which was enough to govern in their own right but Labour opted to sign a 'Cooperation Agreement' with the Greens, who won 7.86% of the vote. There were three Parties elected to Parliament not in Government led by National (25.58%), Act NZ (7.59%) and the Maori Party (1.17%).

Margin of Error

The margin of error to be allowed for in any estimate depends mainly on the number of interviews on which it is based. The following table gives indications of the likely range within which estimates would be 95% likely to fall, expressed as the number of percentage points above or below the actual estimate. The figures are approximate and for general guidance only, and assume a simple random sample. Allowance for design effects (such as stratification and weighting) should be made as appropriate.

Sample Size	Percentage Estimate			
	40%-60%	25% or 75%	10% or 90%	5% or 95%
1,000	±3.2	±2.7	±1.9	±1.4
1,500	±2.6	±2.2	±1.5	±1.1

NEW ZEALAND: HEADING IN “RIGHT” OR “WRONG” DIRECTION?

Electors were asked: “Generally speaking, do you feel that things in New Zealand are heading in the right direction or would you say things are seriously heading in the wrong direction?”

NZ Roy Morgan Government Confidence Rating: Interviewing Dates (National Party Govt.)

	Sep 5-18, 2016	Oct 10-23, 2016	Nov 7-20, 2016	Nov 28-Dec 11, 2016	Jan 3-16, 2017	Jan 30-Feb 12, 2017	Feb 27-Mar 12, 2017	April 3-16, 2017
	%	%	%	%	%	%	%	%
Right direction	52	55.5	65	58.5	63	63.5	61.5	58
Wrong direction	35	29	24	27.5	23	23.5	25.5	29
Roy Morgan GCR#	117	126.5	141	131	140	140	136	129
Can't say	13	15.5	11	14	14	13	13	13
TOTAL	100	100	100	100	100	100	100	100

NZ Roy Morgan Government Confidence Rating: Interviewing Dates (National Party Govt.)

	May 1-14, 2017	May 29-Jun 11, 2017	Jun 26-Jul 9, 2017	July 31-Aug 13, 2017	Aug 28-Sep 10, 2017	Oct 2-15, 2017
	%	%	%	%	%	%
Right direction	60.5	61.5	63	62.5	62	58.5
Wrong direction	27	27	23.5	23.5	25	27.5
Roy Morgan GCR#	133.5	134.5	139.5	139	137	131
Can't say	12.5	11.5	13.5	14	13	14
TOTAL	100	100	100	100	100	100

NZ Roy Morgan Government Confidence Rating: Interviewing Dates (Labour Party Govt.)

	Oct 30-Nov 12, 2017	Nov 27-Dec 10, 2017	January 2020	February 2020	March 2020	April 2020	May 2020	June 2020	July 2020	August 2020	Sept. 2020
	%	%	%	%	%	%	%	%	%	%	%
Right direction	66.5	68	58	59	60.5	77	76	72	71.5	71	70.5
Wrong direction	20	18	29.5	27	25.5	14	17.5	18.5	19	19	19.5
Roy Morgan GCR#	146.5	150	128.5	132	135	163	158.5	153.5	152.5	152	151
Can't say	13.5	14	12.5	14	14	9	6.5	9.5	9.5	10	10
TOTAL	100	100	100	100	100	100	100	100	100	100	100

NZ Roy Morgan Government Confidence Rating: Interviewing Dates (Labour Party Govt.)

	Oct. 2020	Nov. 2020
	%	%
Right direction	68.5	69.5
Wrong direction	21	20
Roy Morgan GCR#	147.5	149.5
Can't say	10.5	10.5
TOTAL	100	100

#Roy Morgan GCR = Roy Morgan Government Confidence Rating (The Roy Morgan GCR is 100 plus the difference between the percentage of Kiwis who say the country is “heading in the right direction” and the percentage who say the country is “seriously heading in the wrong direction”).

Finding No. 8589 taken from Computer Report No. 2449

The Roy Morgan Poll is conducted by the **ONLY** Australian and NZ member of the Gallup International Association. No other public opinion poll taken in Australia or New Zealand has this qualification.